

SFNet's Asset-Based Capital Conference COVID-19 Event Health and Safety

Facilitated by VOW Digital Health

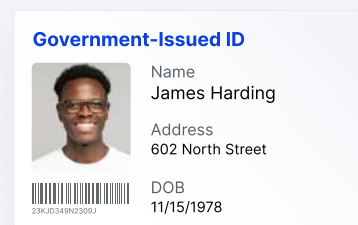
To attend this event, all guests are required to COVID-clear in advance of arrival by providing proof of Full Vaccination or a Negative COVID-19 PCR Test.

How it works. . .

Follow these steps to COVID-clear.


1 Have Identification Ready

Government-Issued ID such as Driver's License or Passport.



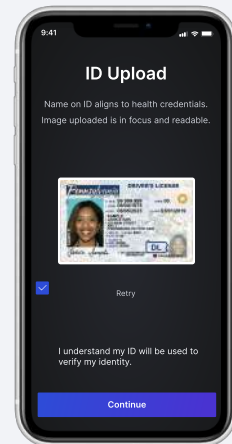
2 Set-up VOW Account

Scan QR code with your smartphone or click this [VOW Digital Health Link](#).



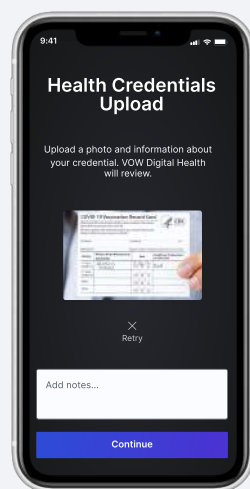
3 Upload ID

Upload photo of Government Issued ID, which will be purged following event.



4 Upload Your Credentials

- **COVID-19 Vaccine Record**
Fully completed at least 14 days prior to Event.
- OR**
- **Negative COVID-19 PCR Test**
Taken at a testing or healthcare facility within 3 days of the Event.



5 Receive VOW Access Pass

Receive a VOW Digital Health Access Pass on the Date of Check-in.



What does VOW do with your info?

Data captured while on VOW Digital Health is used for the purpose of helping you set up an account and ensuring you are cleared prior to your arrival. Images uploaded to VOW Digital Health will be purged shortly after the event ends. Attendee information is not used for promotional purposes.

Creating an account for others?

Executive or Administrative Assistants setting up multiple accounts, please follow these guidelines:

- Each attendee must have their own account. **Do not upload for different attendees to one account.**
- Please log out and create a new account for each attendee.
- The account must reflect the proper first and last name on a Government-Issued ID for attendee.